

# Evaluation of Early Streamer Emission Air Terminals

By Scott D. McIvor, Roy B. Carpenter, Jr., Mark M. Drabkin, Ph.D.



## Abstract

**The Early Streamer Emitters (ESE)** are sophisticated lightning collectors. They were developed to try to deal with the known inadequacies of the conventional lightning rod, and in particular, such factors as collecting range and angle of approach. Currently, there are about six different versions on the market. Their claims are similar, with no further proof than those for the conventional collectors. These claims were investigated by the US Standards Committee NFPA 780 and the higher body, the Standards Council. The investigation culminated in an independent study funded by the Standards Council. The results were recorded in the final report, "Early Streamer Emission, Air Terminals, Lightning Protection Systems, Literature Review And Technical Analysis," dated January, 1996. Three hundred and three different works were reviewed; of these, 301 rejected the ESE as no better than a conventional rod. The other two were authored by a manufacturer. Further, the study group pointed out that no ESE or conventional rod has been shown to be 100 % effective. As a result, the US NFPA Standards Council rejected consideration of the ESE for a new standard and does not recommend their use.

The intent of this paper is to familiarize the reader with the different types of early streamer emitters and to evaluate their effectiveness.

## Summary of Different Types of ESE

An early streamer emitter (ESE) is an air terminal (lightning rod) that is equipped with a device or formed in such a way that it supposedly creates an upward propagating streamer faster than a standard air terminal. This streamer connects with a downward propagating leader of a lightning stroke.

There are several different types of early streamer emitters on the market today. Each type is claimed to have a different protective radius as stated by its manufacturer. The earliest and most frequently used early streamer emitters are radioactive ESE terminals. The non-radioactive ESE terminals include sparking ESE terminals with special shapes and voltage pulsing ESE terminals. Each type is designed to replace a number of conventional Franklin Air Terminal Systems with a lesser number of ESE. The customer is lead to believe that these devices will protect a greater area with fewer air terminals.


## Radioactive ESE

A radioactive ESE is an air terminal equipped with a radioactive source positioned near the top of the terminal. The radioactive materials employed are weak alpha particle emitters with

## Evaluation of Early Streamer Emission Air Terminals

relatively long lifetimes. These air terminals supposedly ionize the air molecules in the immediate vicinity of the air terminal continuously; that is, with or without the presence of a storm cell.

The largest manufacturer of radioactive ESE in the U.S.A. is Lightning Preventor of America. This product is sold all over the world and marketed under a number of firms. The manufacturer describes the Preventor's function as follows: The radioactive isotope hits an atom and ejects an electron, leaving a positive ion. These positive ions are drawn upward to the cloud, causing a chain reaction which, by collision, increases the quantity of ions ascending from the source.



**Preventor, Radioactive ESE**

### **Arguments Against Radioactive Early Streamer Emitters**

Several experiments have been conducted in various countries using radioactive sources in air terminals, some by independent scientists and some initiated by the manufacturers of early streamer emitters. In nearly all cases when the experiments were conducted by independent sources, it was found that these ESE were no better than standard Franklin Rods. In 1962, Muller-Hillebrand conducted a study showing that under storm cell conditions, the radioactive ESE and the Franklin Rod emitted equal currents in the presence of an electric field. Tests by Golde, et al. arrived at the same conclusion.

Radioactive air terminals are banned in many countries as potentially dangerous to personnel. The English standard, BS CP 326:1965, states:

*“The protection of structures against lightning which says any method aimed at artificially increasing the range of attraction afforded by a lightning conductor is excluded”.*

## Evaluation of Early Streamer Emission Air Terminals

The German code specifically states:

*“No significant effect is obtained by fitting radioactive material on to a lightning conductor.”*

The US NFPA has recently rejected a section for early streamer emitters that include radioactive air terminals because of conflicting data and lack of substantial proof.

In 1988, Heary Brothers, a manufacturer, presented the results of a HV laboratory test of air termination with and without radioactive sources. These tests showed that the radioactive devices had a height advantage of 10 cm where the discharge leads were approximately one meter. They argue that this can be extrapolated to height advantage substantially greater than 10 cm for real lightning conditions. In 1989, Wu Pu-san conducted a test and was unable to detect any height advantage for radioactive terminals in HV laboratory tests of a radioactive air terminal using discharge lengths of about 5 meters. However, 10 cm or an extrapolation from that is no real advantage, as shown later in this report.

### **Non-Radioactive Terminals**

#### **Special Shapes and Sparking ESE**

Special Shapes and Sparking ESE are air terminals that are designed to have an increased protective radius due to the specific shape of the terminal, or air terminals that discharge sparks at the point of the terminal when the air terminal is under the influence of a high electric field. These sparks are said to cause increased ionization to occur at the tip of the air terminal.

The major manufacturers of this type of air terminal include Lightning Protection International (LPI) of Tasmania, Australia; Lightning Preventor of America located in New York; Indelec located in France; and National Lightning Protection Corporation located in Colorado, U.S.A. Lightning Protection International currently manufactures the Dynasphere and the Interceptor. Their previous ESE is the E-F Lightning Control Terminal. Lightning Preventor of America produces the Super Ellipsoid Lightning Preventor. Indelec and National Lightning Protection Corporation produce the Prevelectron. The Prevelectron and the Dynasphere will be discussed further.

The Prevelectron is said to operate as a capacitor gathering charge as the electric field increases. According to product literature, when the leader is approaching the area, the electric field increases significantly; this causes the device to spark, creating corona and initiating a collective streamer. It is interesting to note that other ESE are designed to discourage the formation of corona. They claim that the presence of corona suppresses the formation of a collective streamer (see LPI).

## Evaluation of Early Streamer Emission Air Terminals



**Prevector, Sparking ESE**

The Dynasphere was designed by J.R. Gumley of LPI, and he describes his system in the paper, “Lightning Interception Techniques,” as:

*“...a floating spheroid with earthed central rod, the floating sphere being grounded via a very high impedance static drain. The floating sphere appears grounded to the static electric fields which are in existence prior to leader approach. In this mode, its geometric shape creates minimal field intensification and there is little corona formed to distort the near electric field. The unit becomes active only in the few milliseconds of downward leader approach. At this time the outer sphere will rise in voltage due to capacitive coupling to the approaching leader and will create a spark discharge between itself and the nearby earthed rod.”*



**Dynasphere, Special Shaped Sparking ESE**



**Interceptor, Sparking ESE**

However, in the same paper Gumley states that:

## Evaluation of Early Streamer Emission Air Terminals

*“Insufficient data has been accumulated to provide positive conclusion...that geometric shape may create advantages over the Franklin Rod in both initiation time and relative current magnitudes.”*

This device was designed to attract lightning and safely conduct it to ground without damaging the terminal. The manufacturer states that this type of installation is typically 85% effective. That means that 15% of the time lightning will bypass the ESE and damage the object being protected, meaning that 15 out of every 100 strikes bypass this “collector”. One customer in Malaysia reports seeing lightning strike a tower, with the System 3000, on the opposite corner only 1 meter away. The following pictures are of a Dynasphere that did collect the strike; however, note the severe damage it received from that lightning bolt.



**Dynaspheres damaged due to lightning**

### **Voltage Pulsing ESE**

The Voltage Pulsing ESE are air terminals that contain an auxiliary powered apparatus that produces voltage pulses. The voltage pulses produce positive ions around the point of the terminal. The frequency of the pulses is designed to limit the formation of space charge (corona) around the air terminal. These ESE contain a tapered rod fixed to a shaft containing the high voltage transformer and an electronic module which detects the increase in field strength. These units are typically powered by batteries and photo cells. The corona produced is supposed to provide a channel of positive ions before a streamer is emitted. This is a copy of a U.S. patent filed by Roy Carpenter, Jr. but never used because of complexity.

The principal manufacturers of Voltage Pulsing ESE are Helita and Duval-Messien, both French companies. Helita markets two types of ESE, the Pulsar and the Corona II. Duval-Messien markets a device called the Satellit. These technologies are based on limited

## Evaluation of Early Streamer Emission Air Terminals


laboratory testing; studies by the Les Renardières Group in 1977 and research from G. Berger. In 1992, G. Berger conducted a test to compare the Helita Pulsar with a standard Franklin Air Terminal. The results from his laboratory test indicate that the Voltage Pulsing Air Terminal will produce a streamer 10 to 50  $\mu$ s faster than a Franklin Air Terminal.



Pulsar ESE



Corona II ESE



Satelit ESE

### Arguments Against Non-Radioactive Early Streamer Emitters

Several independent organizations have researched these types of ESE and have declared that they do not work. Papers by D. Mackerras, and M. Darveniza discuss how it is

*“. . . physically unreasonable to expect an upward streamer to continue its progress towards the downward leader tip if it is unable to obtain enough energy from the electric field to do so. The condition for obtaining this energy is directly related to the average field between the downward leader tip and the point launching the upward streamer.... All streamers [regardless of their source], once they have progressed into air beyond their launch point, are subject to the same laws governing their progress. It follows that the striking distance is a direct consequence of these laws and the properties of the air and is independent of the nature of the air terminal launching the streamer.”*

Additionally, they state for sparking and special shaped devices:

*“During the close approach of the downward leader, all prominent conducting earthed objects on the top of a building will be in a high ambient electric field*

## Evaluation of Early Streamer Emission Air Terminals

*environment and there will be local electric field enhancement [around all the objects within the leader's influence]. Consequently, these objects will be emitting ions in corona discharges sufficient to prevent the local field adjacent to the objects from rising above the dielectric breakdown field for air, about 3 MV/m."*

CIGRE (a French working group) states that they cannot support the use of any early streamer emitters based on the fact that:

*"The theoretical basis for the Early Streamer Emission technology appears technically incorrect for the following reasons:*

- 1. Even if a streamer from a non-conventional terminal can be initiated at an earlier time than a streamer from a conventional air terminal, once initiated it will require the same field strength to propagate as a leader from a conventional terminal.*
- 2. The assumed constant velocity of 1,000,000 m/s for the upward leader propagation is in contradiction with the available data for both natural lightning and long laboratory sparks, which show an average velocity of one order of magnitude lower."*

### **Theoretical Reasoning Against the ESE**

In general, ESE manufacturers claim that their device will create the most competitive collective streamer for a given protective radius because they cause a streamer to initiate faster than the surrounding objects. This is claimed by some suppliers to occur because the ESE ionizes the air around the tip of the ESE just before the electric field is strong enough to initiate a streamer. This increase in ionized air will theoretically create a streamer before the other objects. However, when reviewing a curve with electric field strength versus the horizontal distance from the leader, it is clear that the electric field increases exponentially as the distance to the leader decreases. Further, other ESE suppliers claim that they suppress the formation of corona for the same reason.

Figure 1 illustrates a typical situation as a downward moving leader approaches earth. Using a position of 100 meters above flat earth, we can calculate the electric field at any location above earth. We can also calculate resulting electric field at any location along a radial from that point directly below the step leader, taken as "0" (see Figure 2). That electric field is calculated from data taken from the book, "The Lightning Discharge," by Dr. Martin Uman. The actual value used for the voltage at the leader tip is not significant, since it is the relative value of that field at any given location that is significant.

Using the foregoing data and the situation illustrated by Figure 1, the field strength at various locations and on the different devices at these locations can be estimated. These are approximately as follows:

## Evaluation of Early Streamer Emission Air Terminals

1. At the leader tip “A”:  $10^8$  v/m
2. Just under the leader “B” on earth: over  $9 \times 10^6$  v/m
3. At the conventional rod “C” on the building:  $7.9 \times 10^6$  v/m
4. At the ESE, only 15 meters from the rod “C”: about  $5.6 \times 10^6$  v/m, a difference of at least  $2.3 \times 10^6$  v/m

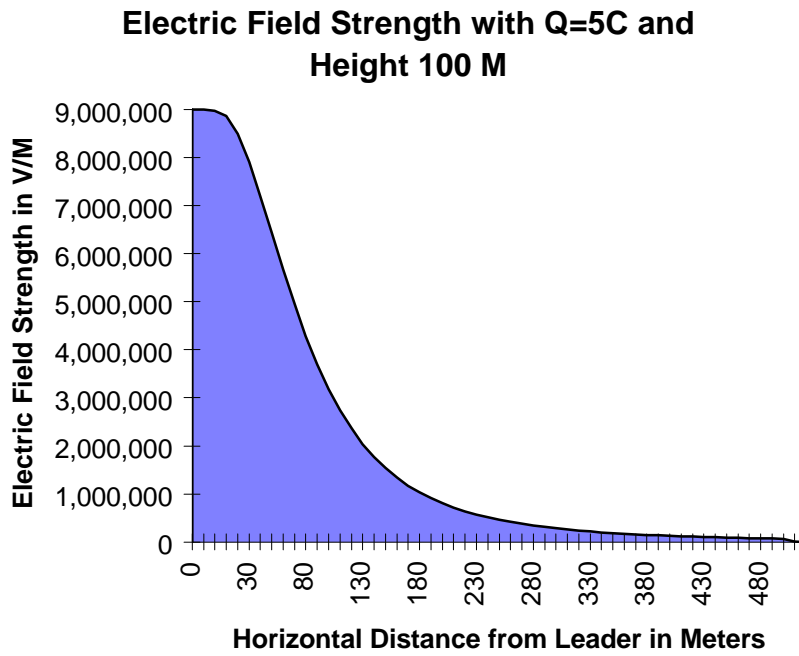
If the ESE were 30 meters away from the building, the difference would be in excess of  $4.3 \times 10^6$  v/m. Obviously, even with a poor collector, a part of the building will generate a collective streamer at location C before the ESE. These factors, in and of themselves, prove that the ESE claims are unfounded and erroneous, regardless of the type considered. Even those with a voltage source would have to apply very high voltages (in the millions) to compete with even a poor collector only 15 meters away.

Laboratory tests prove that the radioactive devices ionize air at 2 centimeters. They have not proven that the devices have the effectiveness that is claimed by the manufacturers. The non-voltage ESE have been tested in laboratories where they were the only object, or one of a select few, creating streamers and space charge. In a natural environment, there are numerous objects creating space charge and competitive streamers. That object which is the most efficient streamer generator, and which has the highest voltage on it, will be the winning collector.

### Conclusions

1. There is limited test data on ESE performance, and no available data substantiates the suppliers' claims; conversely, the data collected by independent researchers prove otherwise. That is, the ESE performs no better than the conventional Franklin rod.
2. The physics related to the situation, as provided by the atmospheric physics community, demonstrate that the claims made for all of these ESE are wildly exaggerated.





**Figure 1**

**Figure 2**

**References**

## Evaluation of Early Streamer Emission Air Terminals

D. Mackerras and M. Darveniza, "Lightning Protection for Large Modern Buildings," Second Annual Technical Conference on Lightning Protection and Earthing, Kuala Lumpur, Malaysia, September 28-29, 1994.

J.R. (Rick) Gumley and Philip J. Jones, "Comparative Performance of Lightning Air Terminals Under Natural Storm Conditions," 1992 International Aerospace and Ground Conference on Lightning and Static Electricity, October 6-8, 1992, Atlantic City, New Jersey, USA.

Donald W. Zipse, "Lightning Protection Systems: Advantages and Disadvantages," IEEE Transactions on Industry Applications, Vol. 30, No. 5, September/October, 1994.

Gerard Berger, "The Early Streamer Emission Lightning Conductor, Laboratory Simulation of the Connection Discharge from a Lightning Conductor."

K. P. Heary, "An Experimental Study of Ionizing Air Terminal Performance," IEEE 88SM572-0, 1988.

Statement of CIGRE Working Group 33.01 "Lightning", CIGRE 95 SC 33 (WG01)17IWD, May 24, 1995.

"The Value of Radioactive Lightning Conductors," Fire Prevention 172, pp. 28-30.

J. R. Gumley, "Lightning Interception Techniques," 20<sup>th</sup> International Conference of Lightning Protection, Interlaken, Switzerland, September 24-28, 1990.

J. R. Gumley, C. G. Invernizzi, and M. Khaled, "Lightning Protection--A Proven System," Telecommunications, December, 1976, pp. 37-42.

Martin A. Uman, "The Lightning Discharge," International Geophysics Series, Vol. 39, Academic Press, Inc., 1987.

Dr. Richard J Van Brunt, Thoms L. Nelson, Samara L. Firebaugh, "Early Streamer Emission Air Terminals Lightning Protection Systems," Literature Review and Technical Analysis, National Fire Protection Research Foundation, Quincy, Massachusetts, USA, January, 1995.

Technical Literature, Lighting Preventor of America, Inc., Springville, New York.

Technical Literature, Lighting Preventor, British Lighting Preventor Limited, England.

Technical Literature, Lighting Protection, Franklin, France.

Technical Literature, Helita, Paris, France.

Technical Literature, The Lightning Conductor, SATELIT, Duval-Messien, Cedex, France.

System 3000 Export Bulletin, Lighting Protection International Pty. Ltd., Hobart, Tasmania.

Prelectron Data, National Lightning Protection, Aug 31, 1991. [RETURN TO TECH PAPER PAGE](#)

*Return To  
Front Page*

*Click in  
This Box*